
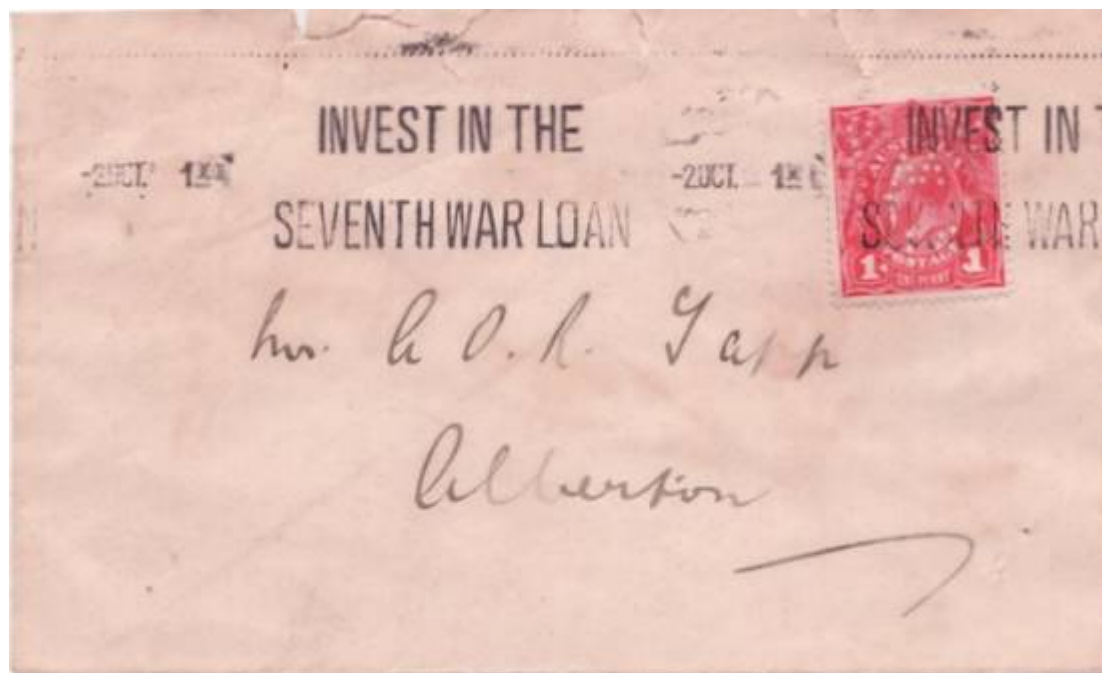


The Bulletin



The British Society of Australian Philately

Founded 1933



CONTENTS

BOB'S CORNER, PAGE No 19.....	51
LOSS OF MAIL BOAT OFF TASMANIA IN 1845 by Brian Peace (395).....	53
THE MODERN SCENE with Sel Pfeffer.....	54
QUERY 729. HOW RARE IS THIS SLOGAN. Replies from Brinsley Barnes (1672) and John Tracey (1384).....	57
FIRST DAY COVERS FROM PERTH by Peter Clarkson (629).....	58
COAST FLAW IN BIGHT FINALLY PLATED AT 2R38 FOR 3d KANGAROO by Richard Guy (1616) and Gordon Towell (1592).....	62
UNUSUAL CACHETS conducted by the Editor. (5) DEBIT DOCKETS. Further information.....	62
QUERY 737. INFORMATION WANTED ABOUT KGV 1d RED SG21. From John Easterbrook (1768).....	64
CONTINUING RESEARCH ON THE KGV 1d VARIETIES by Bert Wajer, Gordon Monk and Paull Kaigg (1717). Part 16.....	65
QUERY 734. INFORMATION WANTED ABOUT THIS TATTERSALL'S COVER. Replies from Patrick Reid (1112) and David McNamee (1705).....	73
QUERY 736. A NEW FIND OR NOT? From John Booker (1012).....	74
HYERONIMUS REVISITED by Graham Chard (1490). Part 7.....	75
And finally.....	76

Bob's Corner

86 Clarence Rd. Fleet Hants. GU51 3RS

01252-682528

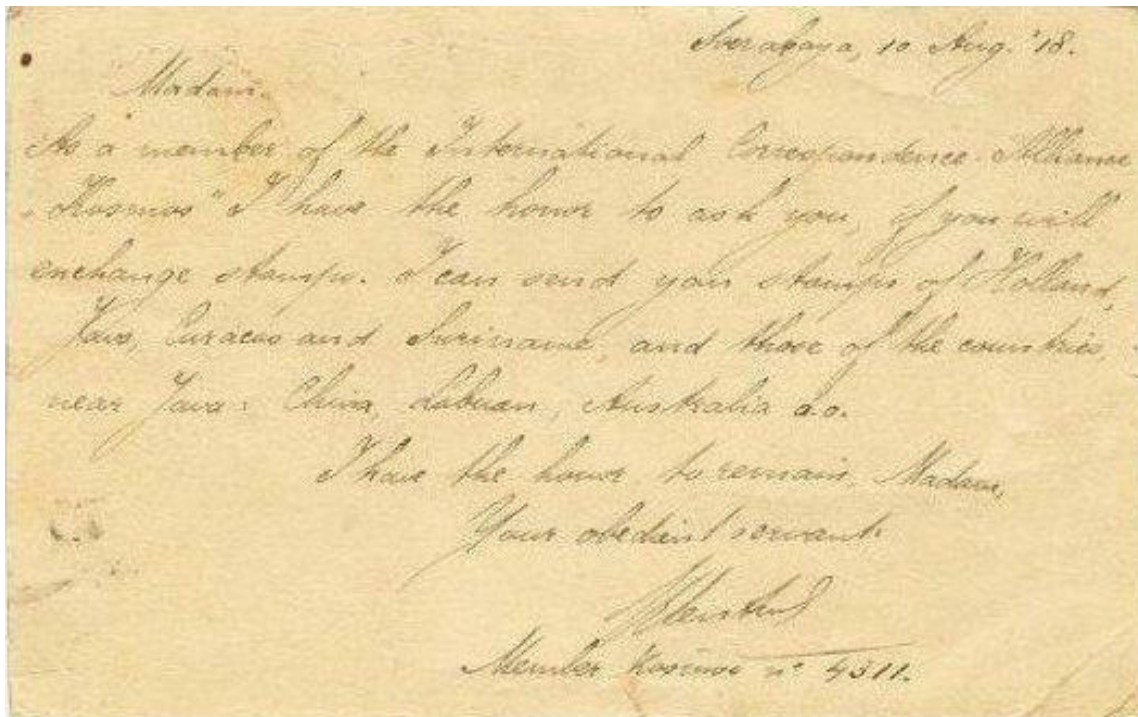
E-mail [t r.finlayson@ntlworld.com](mailto:r.finlayson@ntlworld.com)



Page No. 19

June 2011

Firstly I must apologise to anyone who reads this page for confusing you as much as I had confused myself with the card shown in the December issue (Page 16). I finally discovered that there were two similar cards, one from Vargo in Norway and the other from Sourabaya in the Dutch East Indies and both referred to the 'Kosmos' which appears to have been the official organ of the International Correspondence Alliance. The correct reverse of the card is shown below.



Incidentally does anyone know anything about the International Correspondence Alliance, it appears to have been a society to promote the exchange of letters and stamps between members.

+++++

And now for some thanks to members who not only read this page but answer some of my many queries.

To Steve Irwin for pointing me at a photo of the Gascon and to Gary Diffen for his comments on the Turkish POW cover and the Red Cross stationery query. He believes with regard to the latter, decisions were made at local level with no, or very little, direction from Geneva. He remarks that the POW letter is only the third of which he has any knowledge and that as only 217 POWs are known and 50 of those died in captivity any mail is very rare.

He produced two generic designs which he used for several issues. From the mid 1950's Guthrie's designs became more ambitious and he added his name to them. (fig.6).

Scores of stamp dealers made their own designs for First Day Covers ranging from a simple rubber stamp to complicated full colour artwork There's still a lot to discover about them and I must admit the general unsophistication, even tackyness, appeals to me. It's worthwhile taking another look at your old covers that you'd forgotten about.



Fig. 1.



Fig. 2.

2413. COAST FLAW IN BIGHT FINALLY PLATED AT 2R38 FOR 3d KANGAROO. By Richard Guy (1616) and Gordon Towell (1592).

It has always surprised the authors just why this 3d roo flaw, a retouched coastline in the Bight, has not been able to be plated for so long. It is found on both watermarks, first and third, and to remain unplated from the first watermark right through the third watermark issue, seemed very odd. We now think we know why. It is listed in the Australian Commonwealth Specialists' Catalogue (ACSC) (1) as 12n, 13n. See figure 1.



Figure 1. Diagram showing retouch to coastline in Bight on 3d roo.

This flaw was found on a pane of thirty third watermark 3d roos overprinted NW Pacific Islands (NWPI), at position 8 owned by one of the authors (GT). The issue was printed in the greenish olive shade, has a fifth setting for the overprint, and so is thought to be from the 1919 printing. This pane has no other flaws on it at all, so a block of four, or other multiple, would not aid collectors in its plating, by tying it to a known position.

One author (RG) has a left marginal block of four (no selvedge, just a vertical watermark line) that showed this flaw to be in a second column somewhere, but that was about all we knew, until this pane was purchased and examined.

One of the authors (GT) has such an NWPI pane. No other flaws known to us (or indeed unknown to us) appear on this pane. There are some inking flaws that are probably transitory only found on the pane, but nothing that aided our plating. It does have however, a watermark line running across the bottom of the bottom stamps, making it a bottom pane that represents stamps 31-60. Hence our flaw is found on cliché 38 (and not 8).

There are four possible positions for our pane, being the left or right pane of either plate 1 or 2.

We eliminated quickly plate 1L, as there are no die 2 stamps present.

We eliminated plate 1R, as there are no flaws present on clichés 58 and 60.

We eliminated plate 2L, as it does not display the flaws known to be on clichés 41, 51 or 59.

So that just leaves plate 2R, and we end up with the flaw at 2R38.

Reference.

1. The Australian Commonwealth Specialists' Catalogue, edited by Dr Geoffrey Kellow, printed by Brusden White 2007. See pages 2/51, 2/53.

2358. UNUSUAL CACHETS. conducted by the Editor.

5. Debit Dockets.

Further input has been received from Dee Pullan (1208) and Ken Killeen (1465) which together with details of additional items I have acquired are shown in the following updated listing. Also included is the information which appeared in The Bulletin, Vol 51/3 "Unclaimed at...Missent to.. Not known by.." conducted by Patrick Reid

Pane 4 # 35 cont. (page 2 of 5)

3rd State February 1918 – August 1918 “DIE 1 SUBSTITUTED CLICHÉ”

The unit showing flaw 2a and the adjoining unit, No. 34, were cut out of the plate and a pair of new units inserted. It is thought that the top of the copper clichés, when inserted, were above the general level of the plate and this caused the wear that produced the missing cross and top frame found at the end of the clichés life.

The following flaws were apparent throughout the life of the substituted unit:-

- 3a **Left Frame.** Deep v-notch 2-2½mm below TLC.
- 3b **Left Frame.** Smaller v-notch 3¼mm below TLC.
- 3c **Bottom Right Corner** Rounded and often extends below the BF, variable.

Minor flaws.

- 3d **King's Head.** White spot on beard caused by breaks in two shade lines 9¼mm from LF and 9¼mm from BF, variable due to inking.
- 3e **Left Frame.** White spot in frame 6mm above BLC. Varies in size due to inking.
- 3f **Bottom Frame.** 1mm notch starting ½mm from BLC, very variable in depth.
- 3f **Right Frame.** Minute notch 9¼mm below TRC.

As the copper insert wore out the cross and top frame change dramatically, see illustrations. A very small number of very early copies have been seen with a ½mm wide pale vertical line 2½mm from RF showing most prominently in the right wattle spray. The inking to the right of the line is normal, but for about 5mm to the left of it the inking is much heavier than elsewhere. It is possible that a fold of the part in the “make ready” caused this variety. Similar units – see 4-34.



new sub cliché



mid sub cliché
life



late sub cliché life



end sub cliché
life



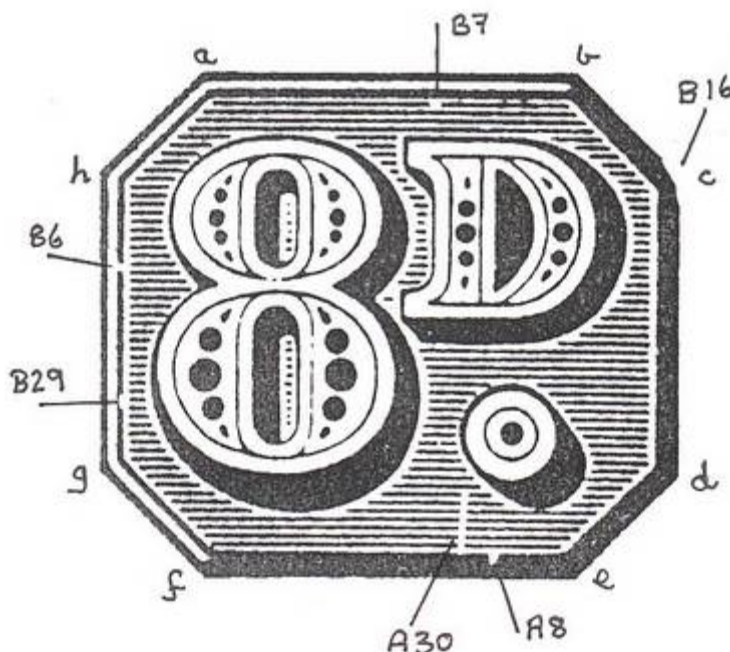
end of sub cliché life

3a, 3b showing sub cliché variations

2361. HYERONIMUS REVISITED by Graham Chard (1490). Part 7.

March 1957. 8d POSTAGE DUE Watermark C of A. SG D127 (BW D137).

- A. A complete sheet of 120 stamps with “by authority” imprint, consisting of top left pane (Electro “C”), bottom left pane (Electro “A”), top right pane (Electro “B”) and bottom right pane (Electro “D”).
- B. There are no apparent Master Plate flaws on my sheet.
- C. Secondary flaws of Electro “A”
- A8. Notch in solid colour of octagon 2mm from e.
- A17. Previously reported flaw not evident on my sheet.
- A30. Cut through 7 shading lines 3mm from e.
- B. Secondary flaws of Electro “B”
- B6. Slight break in the inner frame of the octagon 2mm from h.
- B7. Minute break in 1st shading line above serif of “D”
- B16. Outer frame of octagon rounded at c.
- B25. Previously reported flaw not evident on my sheet.
- B29. Inner frame of octagon indented 2mm above g.



- E. Secondary flaws of Electro “C”
- C2. 3 shading lines and outer frame of “8” broken at NW aspect.
- C9. Previously reported flaw not evident on my sheet.
- C21. 16th and 17th shading lines broken to right of the value stop.
- C30. White circle in solid colour of octagon 1mm from b. (The previously reported flaw is not evident on my sheet – the vertical scratch).
- F. Secondary flaws of Electro “D”.
- D1. Extraneous line of colour above outer frame of octagon midway between a and b.
- D2. Blob of colour between octagon frames 2mm from a.